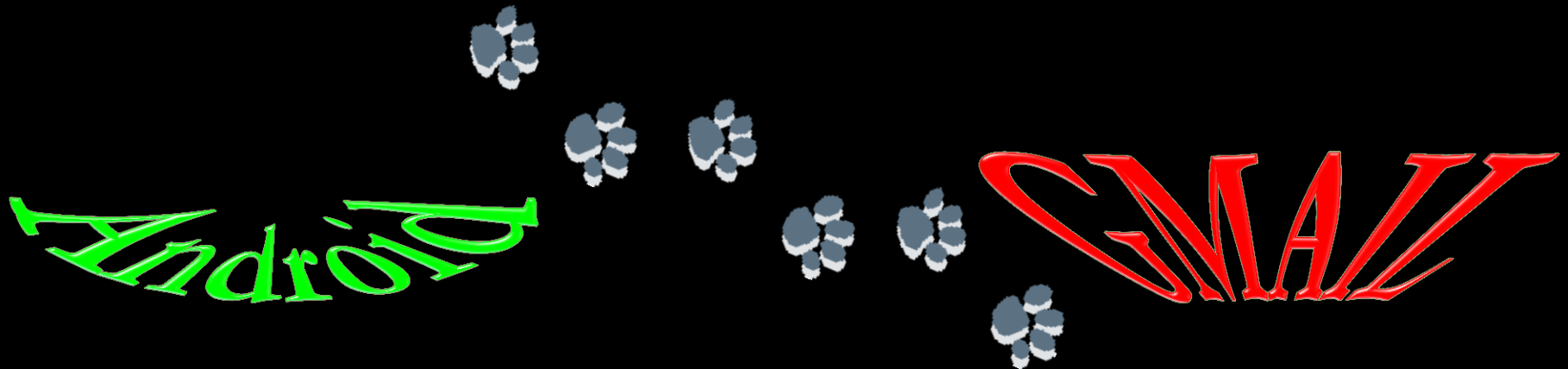


**STAY CONNECTED WITH CBC!**

Did you know you can sync your Coastal Bend College email with your Android phone?

Follow these simple steps on your computer to add your CBC email to your Gmail account!

Never miss an alert from Coastal Bend College!



## WHY SHOULD I SYNC MY EMAIL?

- Android users have a Gmail app located on their phones. Iphone users may also have the Gmail app.
- Syncing your CBC email to your Gmail enables you to get CBC messages directly to your phone!
- Here at CBC we use the student email system to contact our students and keep them informed of activities, events, deadlines, and emergencies. However, most students do not login to their CBC account very often.
- By syncing your CBC email with your Gmail, you will find all of your emails in one easy access location.
- Never miss an alert from CBC, Student Activities or Financial Aid!

*Let's get started!*

**IMPORTANT:  
LOGIN TO GMAIL ON A COMPUTER!**

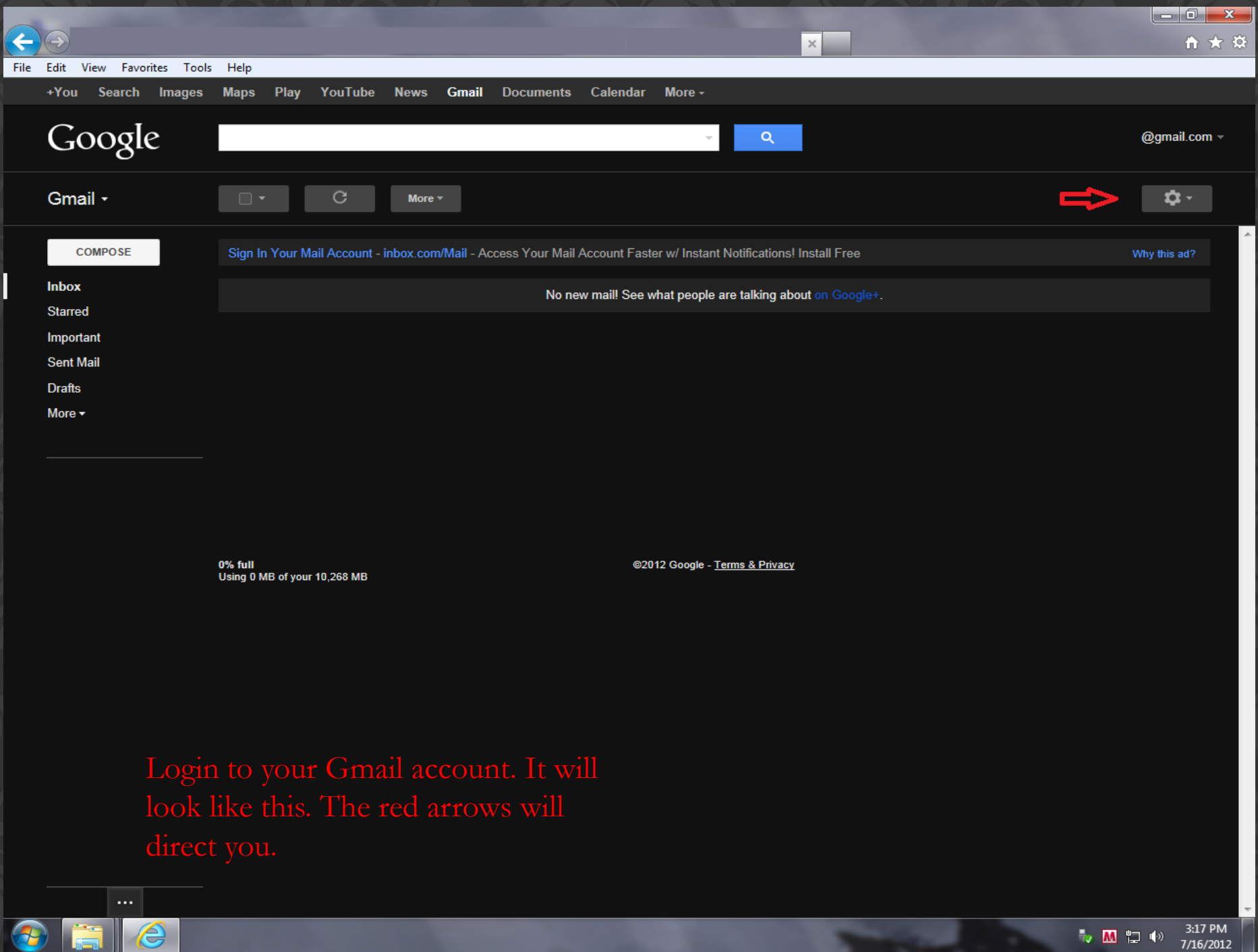
- This process is much easier if you login to GMAIL on a desktop or laptop computer versus trying to do it through your phone!
- There are a couple of corrections you will need to make to your CBC email address when you add it to your GMAIL account, so follow along closely!
- For this process, you will need to know your CBC email address and password. If you do not have that information please contact Student Services.

- Beeville 361/358-2666
- Alice 361/664-3034
- Kingsville 361/592-4081
- Pleasanton 830/569-1203

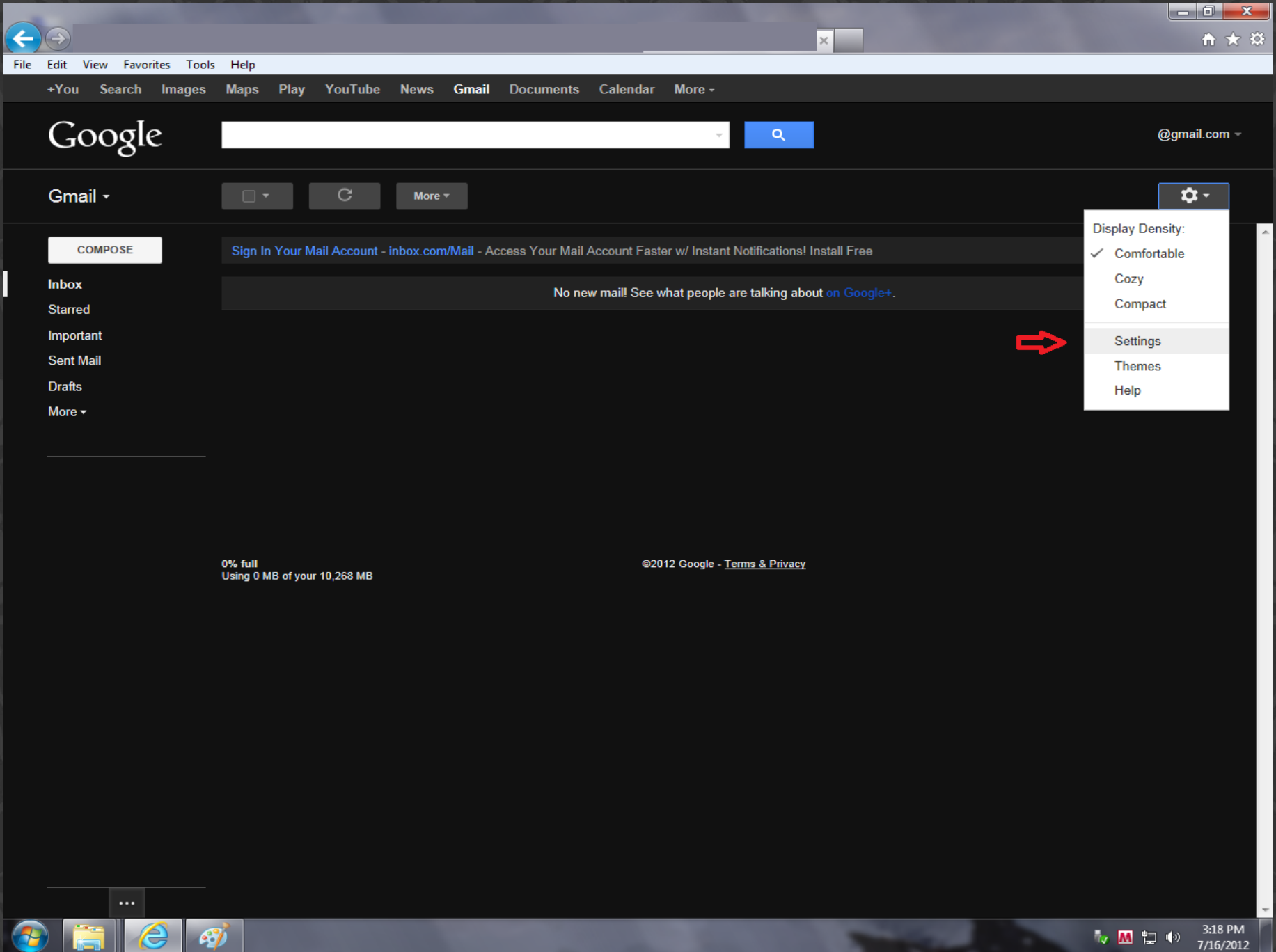


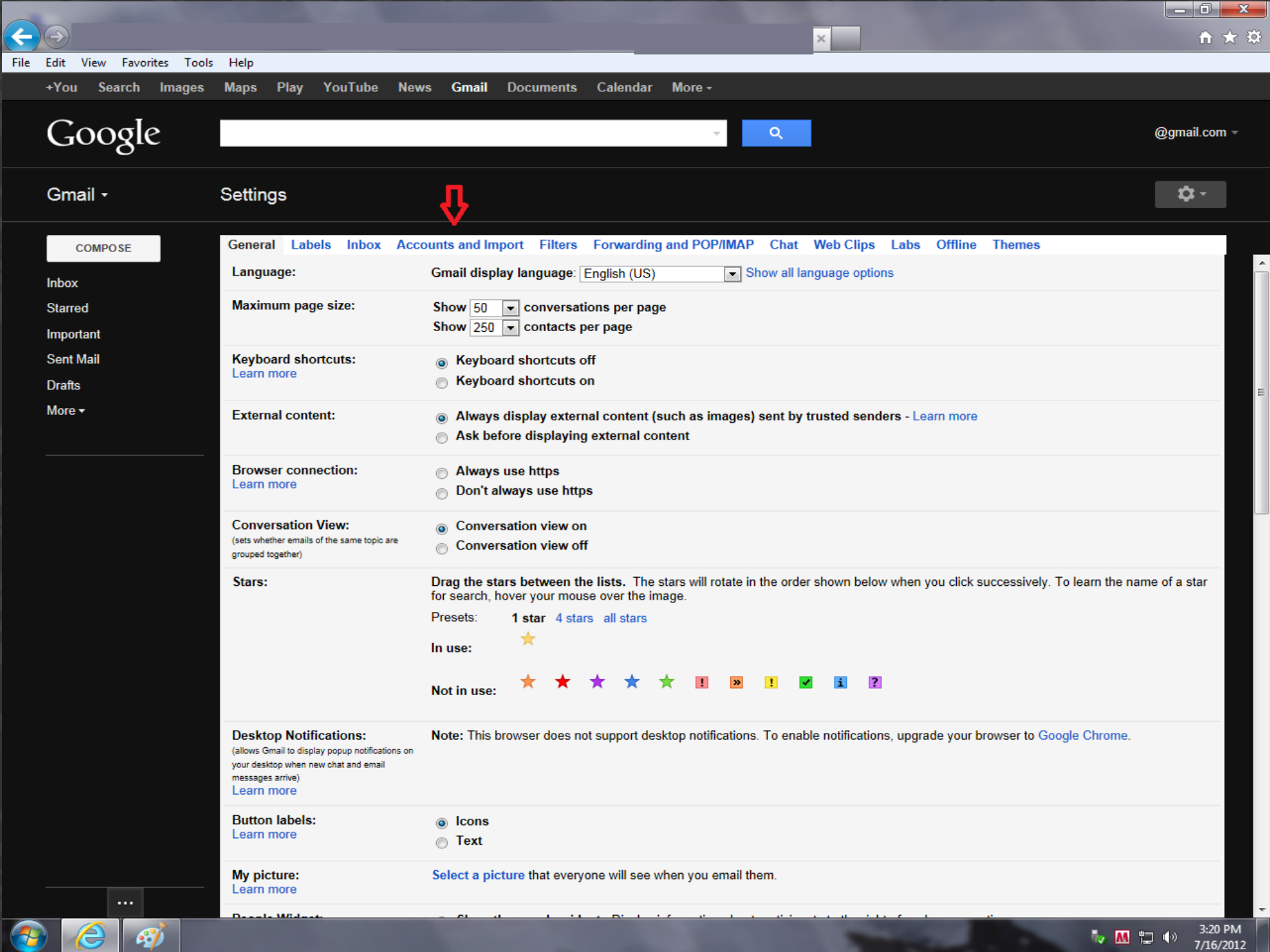
*Let's begin!*

Follow the red arrows



Login to your Gmail account. It will look like this. The red arrows will direct you.





Google



@gmail.com

Gmail

Settings



COMPOSE

Inbox  
Starred  
Important  
Sent Mail  
Drafts  
More

General Labels Inbox Accounts and Import Filters Forwarding and POP/IMAP Chat Web Clips Labs Offline Themes

Change account settings:

[Change password](#)  
[Change password recovery options](#)  
[Other Google Account settings](#)

Import mail and contacts:

[Learn more](#)

Import from Yahoo!, Hotmail, AOL, or other webmail or POP3 accounts.  
[Import mail and contacts](#)

Send mail as:

(Use Gmail to send from your other email addresses)

[Learn more](#)

@gmail.com>

[Add another email address you own](#)

[edit info](#)

Check mail from other accounts (using POP3):  
[Learn more](#)

[Add a POP3 mail account you own](#)



Using Gmail for work?

Companies can power their email with Gmail for businesses. [Learn more](#)

Grant access to your account:

(Allow others to read and send mail on your behalf)  
[Learn more](#)

[Add another account](#)

- ☒ Mark conversation as read when opened by others  
☐ Leave conversation unread when opened by others

Add additional storage:

You are currently using 0 MB (0%) of your 10,268 MB.  
Need more space? [Upgrade your storage](#)

0% full  
Using 0 MB of your 10,268 MB

©2012 Google - [Terms & Privacy](#)

File Edit View Favorites Tools Help

+You Search Images Maps Play YouTube News Gmail Documents Calendar More

Google

@gmail.com

Gmail Settings

COMPOSE

Inbox

Starred

Important

Sent Mail

Drafts

More

General Labels Inbox Accounts

Change account settings:

Import mail and contacts:  
[Learn more](#)

Send mail as:  
(Use Gmail to send from your other email addresses)  
[Learn more](#)

Check mail from other accounts (using POP3):  
[Learn more](#)

Using Gmail for work?

Grant access to your account:  
(Allow others to read and send mail on your behalf)  
[Learn more](#)

Add additional storage:

0% full  
Using 0 GB of your 10 GB

Themes

edit info

Last account activity: 5 minutes ago  
[Details](#)

Gmail - Add a mail account you own - Windows Internet Explorer

Add a mail account you own

Enter the email address of the account to get mail from  
(Note: You may add 5 more of your accounts)

Email address: @study.coastalbend.edu

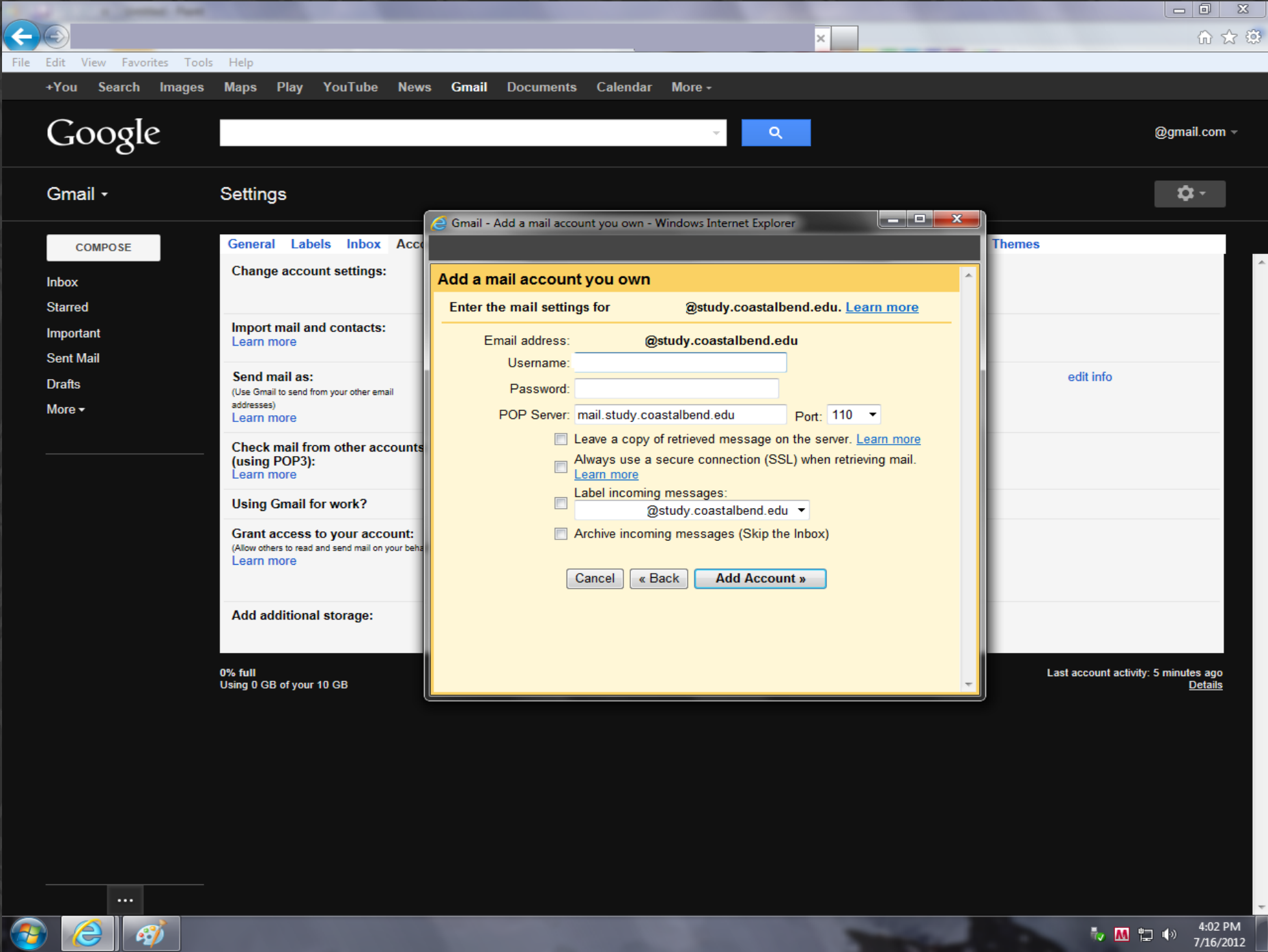
Cancel Next Step »

Lastname and the last four numbers of your social

For security purposes we have removed the last name and last 4 digits of the SSN we used for this tutorial. Anytime you see the CBC email in this tutorial, please keep in mind that you WILL INCLUDE your FULL CBC email address.

4:00 PM  
7/16/2012





NOTE: You should add your whole CBC email to the username.  
Ex.) Username: Doe1111@study.coastalbend.edu  
In POP Server field "Study" is boxed in red. You must remove the word STUDY !!!

Windows Internet Explorer browser window showing the Gmail Settings page. The "Add a mail account you own" dialog box is open, displaying the configuration steps for a new email account.

**Dialog Box: Add a mail account you own**

Enter the mail settings for **@study.coastalbend.edu**. [Learn more](#)

Email address: **@study.coastalbend.edu**

➡ Username: **@study.coastalbend.edu**

Password: [Empty field]

➡ POP Server: **mail.coastalbend.edu** Port: **110**

➡ ☒ **Leave a copy of retrieved message on the server**. [Learn more](#)

☐ Always use a secure connection (SSL) when retrieving mail. [Learn more](#)

☐ Label incoming messages: **@study.coastalbend.edu**

☐ Archive incoming messages (Skip the Inbox)

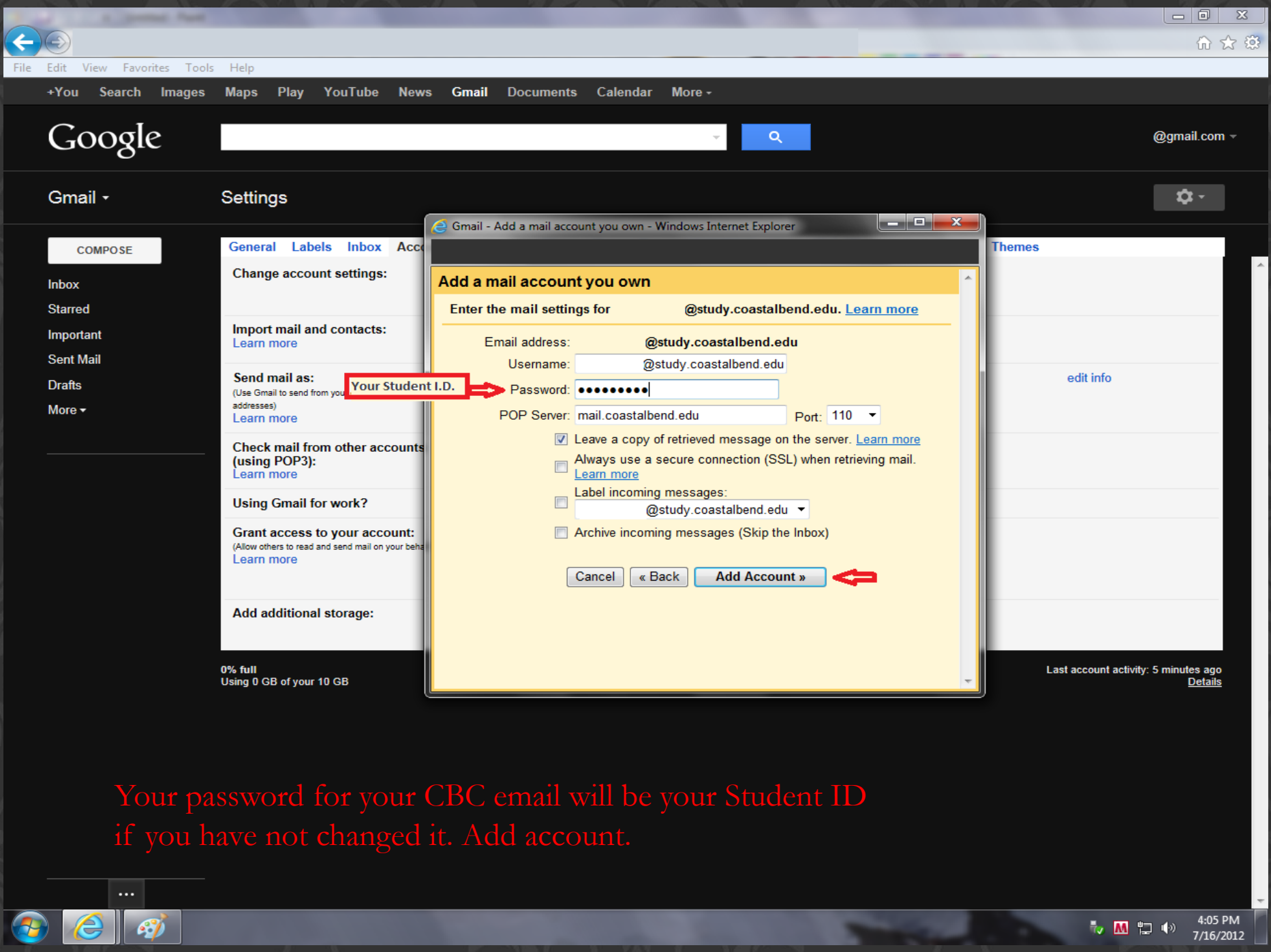
Buttons: Cancel, « Back, Add Account »

**Background Gmail Settings Page:**

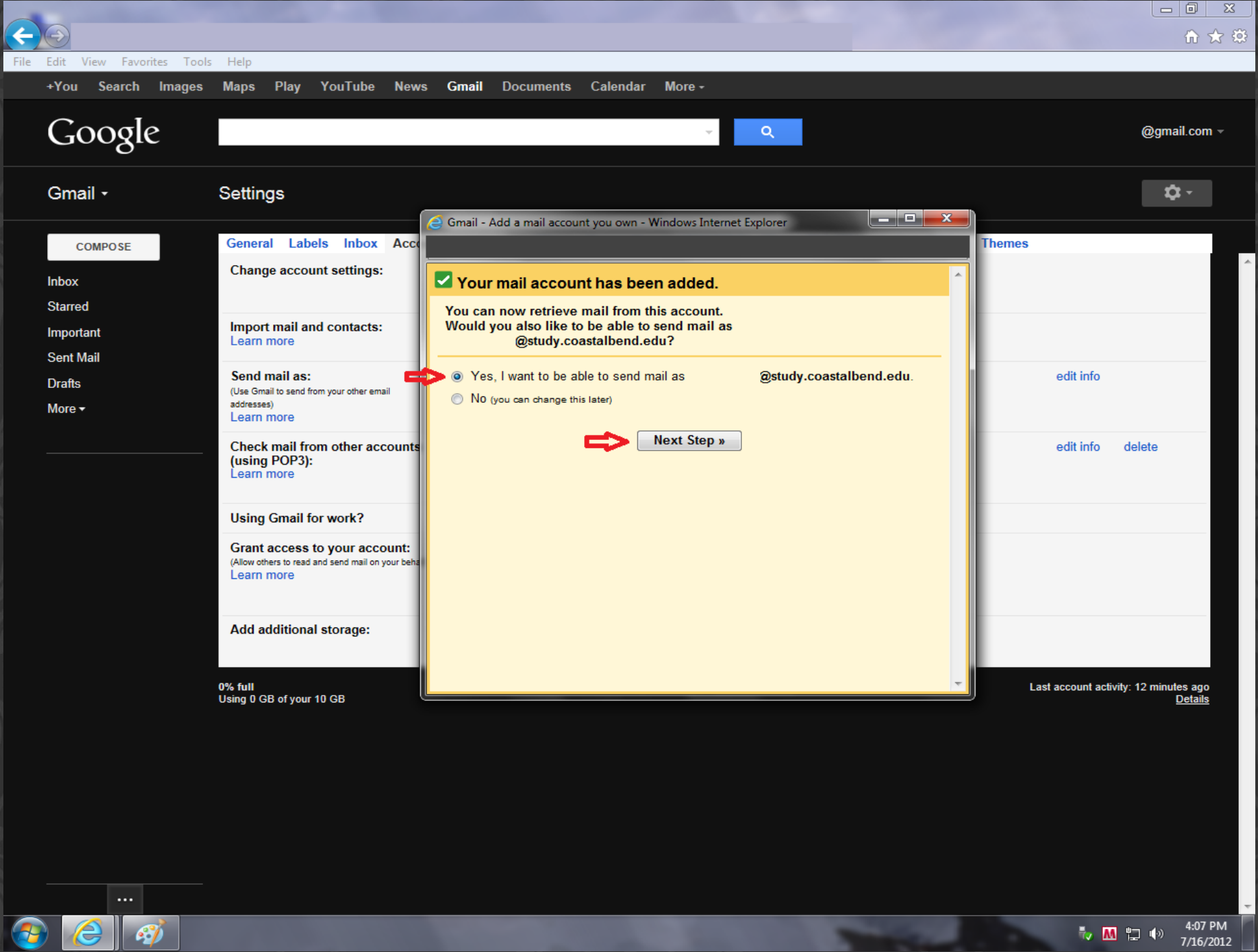
- Navigation: COMPOSE, Inbox, Starred, Important, Sent Mail, Drafts, More ▾
- Settings Tabs: General, Labels, Inbox, Accounts
- Change account settings:
- Import mail and contacts: [Learn more](#)
- Send mail as: (Use Gmail to send from your other email addresses) [Learn more](#)
- Check mail from other accounts (using POP3): [Learn more](#)
- Using Gmail for work?
- Grant access to your account: (Allow others to read and send mail on your behalf) [Learn more](#)
- Add additional storage:
- Storage status: 0% full, Using 0 GB of your 10 GB
- Themes: [edit info](#)
- Last account activity: 5 minutes ago [Details](#)

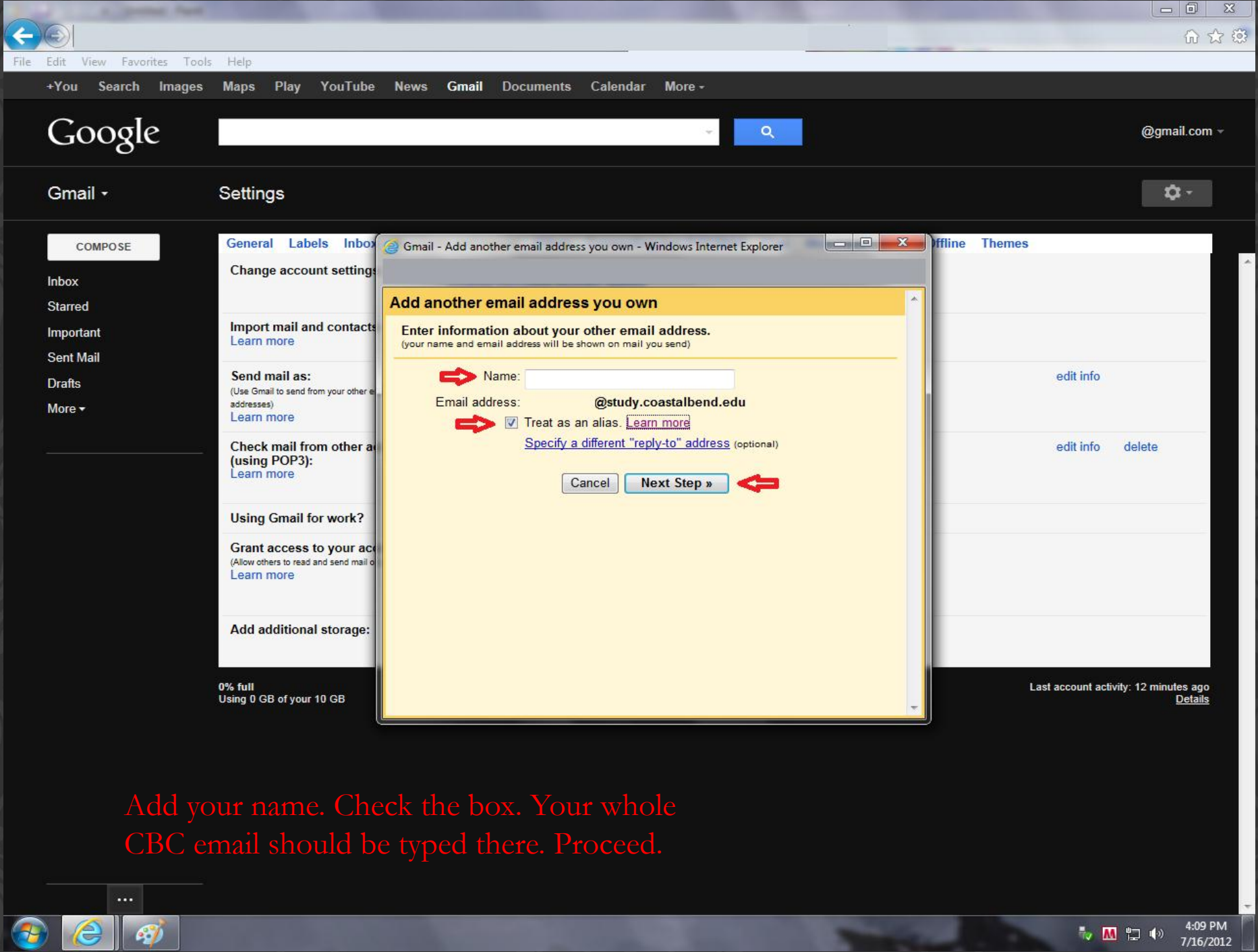
**Footer:** 4:04 PM, 7/16/2012

Username should be your whole CBC email address, including last name and last four digits of SSN. "Study" should be gone from POP Server field. 1<sup>st</sup> box should be checked.

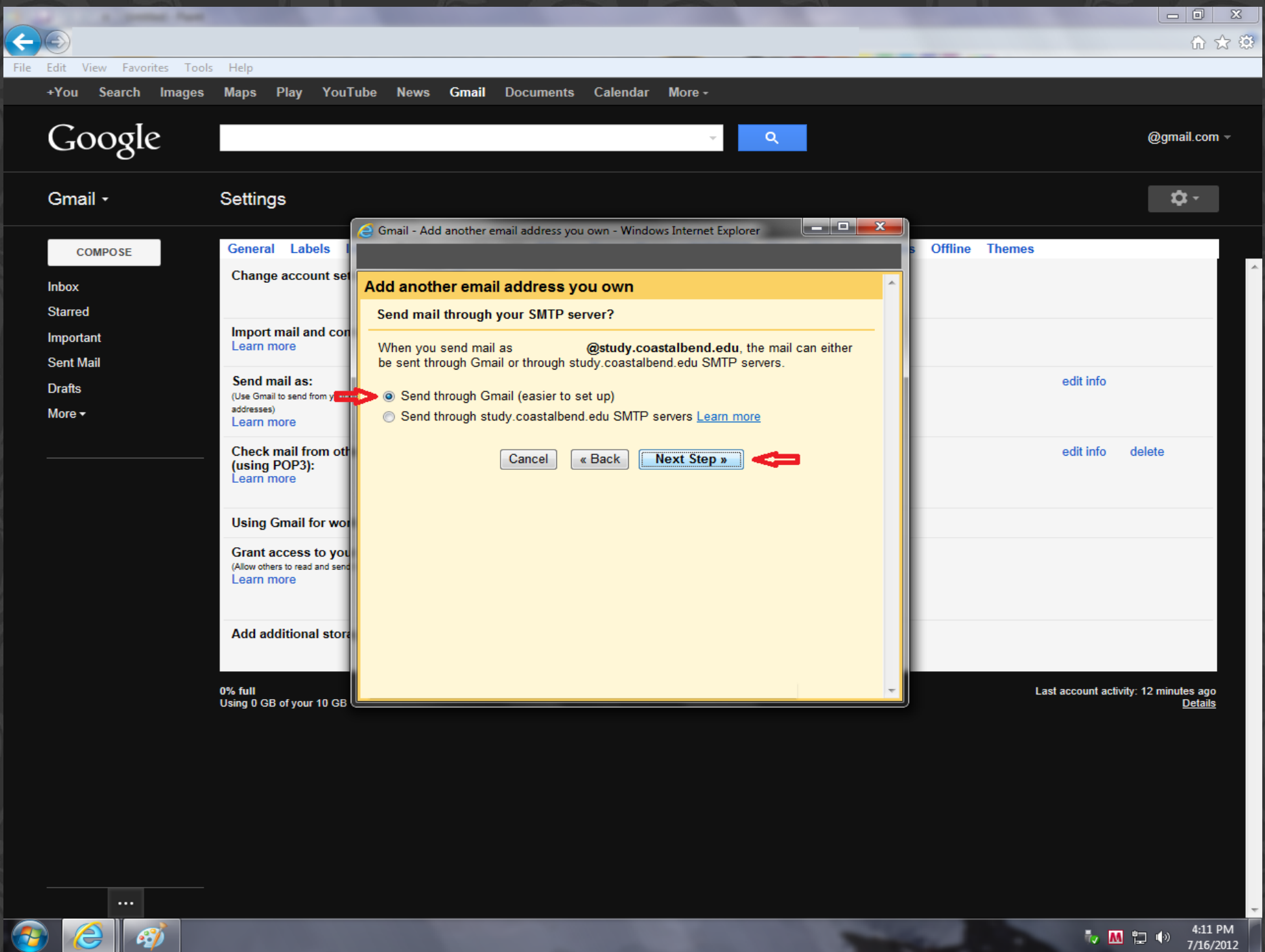


Your password for your CBC email will be your Student ID if you have not changed it. Add account.





Add your name. Check the box. Your whole CBC email should be typed there. Proceed.





Google

Search bar



@gmail.com

Gmail

Settings



COMPOSE

Inbox  
Starred  
Important  
Sent Mail  
Drafts  
More

General Labels

Change account settings

Import mail and contacts  
[Learn more](#)

Send mail as:  
(Use Gmail to send from your addresses)  
[Learn more](#)

Check mail from other accounts (using POP3):  
[Learn more](#)

Using Gmail for work or school

Grant access to your account  
(Allow others to read and send mail)  
[Learn more](#)

Add additional storage

0% full  
Using 0 GB of your 10 GB

Gmail - Add another email address you own - Windows Internet Explorer

### Add another email address you own

#### Verify your email address

Before you can send mail as **@study.coastalbend.edu**, we need to verify that you own this email address. To perform the verification click "Send Verification". We will then send an email to **@study.coastalbend.edu** with instructions on how to verify your address.

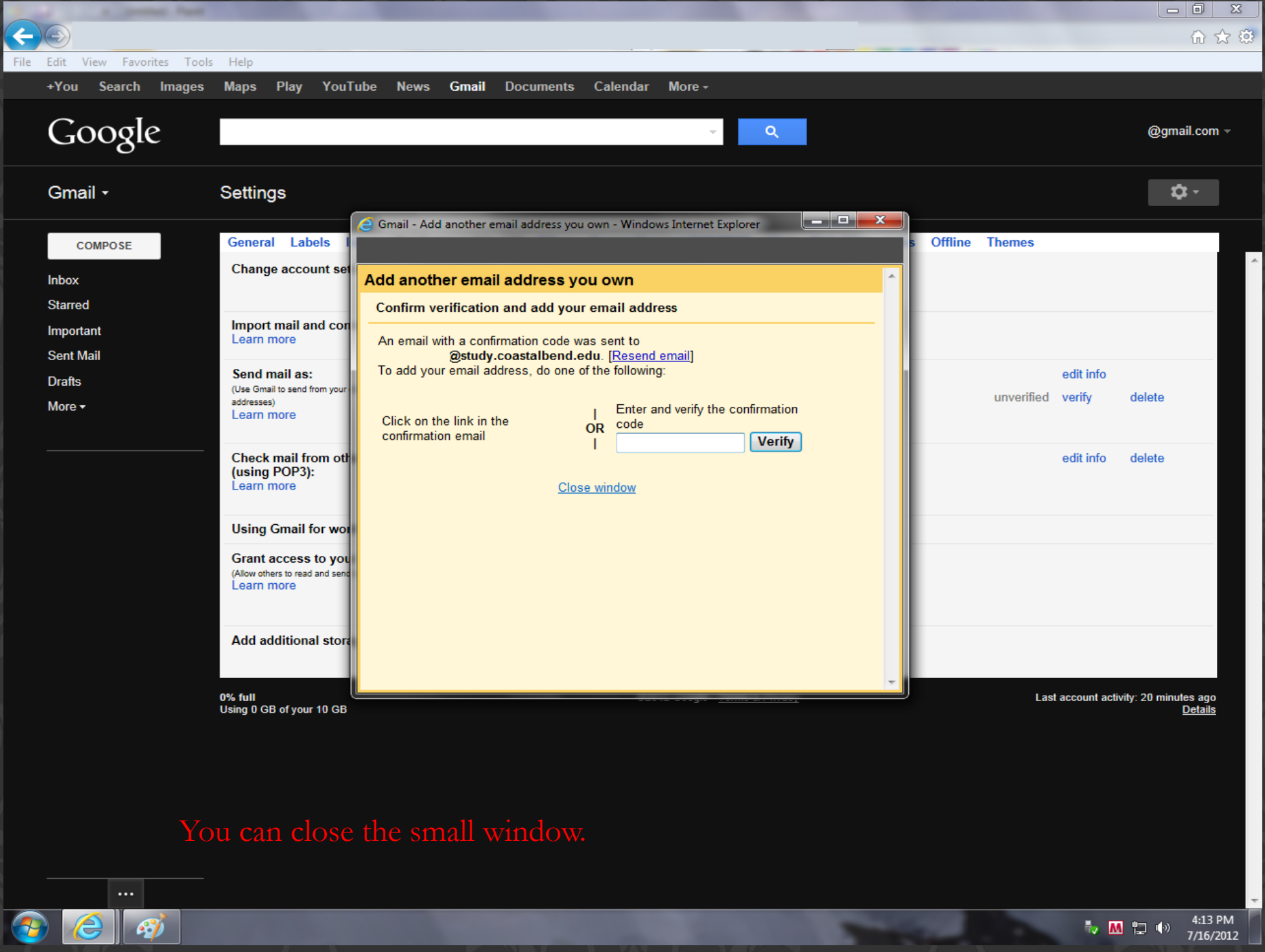
Offline Themes

[edit info](#)

[edit info](#) [delete](#)

Last account activity: 12 minutes ago  
[Details](#)





Gmail - Add another email address you own - Windows Internet Explorer

### Add another email address you own

Confirm verification and add your email address

An email with a confirmation code was sent to [@study.coastalbend.edu](#). [\[Resend email\]](#)

To add your email address, do one of the following:

Click on the link in the confirmation email

OR

Enter and verify the confirmation code  
 [Verify](#)

[Close window](#)

You can close the small window.

**OPEN A NEW A TAB TO CONNECT  
WITH CBC!**

- Don't close the GMAIL screen just yet! Open a new tab at the top of the screen. Type [www.coastalbend.edu](http://www.coastalbend.edu) into the URL (email address) bar at the top of the screen.
- You should have 2 windows open: one with your GMAIL account, and one on the Coastal Bend College campus website.
- Now you are ready to proceed!


**Follow the red arrows!**

←→

http://www.coastalbend.edu/


coastalbend.edu

File Edit View Favorites Tools Help

Coastal Bend College

Campus Connect | BB9 | WebCT | Library | Bookstore | Chat

Search

About CBCStudent ServicesFaculty & StaffAdministrationPrograms of StudyContinuing EducationDistance LearningAthletics

# WEEKEND

# Enrolling Now!

# COLLEGE

1234

EVERY OTHER WEEKEND COLLEGE  
[more](#)

News

view all

[Graduation Site \(Photos & Video\)](#)  
=== SURVEYS AVAILABLE!

[Summer II & Fall 2012 Schedules Available Online](#)

[Kids College 2012 Continues in July!](#)

[Bacterial Meningitis Requirements](#)

[Register for Cougar Days!](#)

[CBC Schedules & Calendars](#)

[CBC Course Offerings](#)

Events

view all

FUTURE STUDENTS

CURRENT STUDENTS

PARENTS

COMMUNITY

HUMAN RESOURCES

BUSINESS OFFICE

PUBLIC RELATIONS

PUBLICATIONS

FACILITIES

Alice	Beeville	Kingsville	Pleasanton
704 Coyote Trail Alice, TX, 78332 1-866-891-2981	3800 Charco Road Beeville, TX, 78102 1-866-722-2838	1814 Brahma Blvd. Kingsville, TX, 78363 1-866-262-1615	1411 Bensdale Pleasanton, TX, 78064 1-866-361-4222

Institutional Research | SACS | Grants | Foundation | Fiscal Reports | Vision 2020 | Safety Plan | Webmaster

Coastal Bend College does not discriminate on the basis of race, creed, color, national origin, gender, age or disability.



SUMMER & FALL 2012 ONLINE REGISTRATION  
[more](#)

- Student Resources**
- Faculty Resources
- Internet Orientation
- Blackboard 9.1 Login
- WebCT Login
- [Kids College 2012 Continues in July!](#)
- [Bacterial Meningitis Requirements](#)
- [Register for Cougar Days!](#)
- [CBC Schedules & Calendars](#)
- [CBC Course Offerings](#)
- Events** [view all](#)

Alice	Beeville	Kingsville	Pleasanton
704 Coyote Trail Alice, TX, 78332 1-866-891-2981	3800 Charco Road Beeville, TX, 78102 1-866-722-2838	1814 Brahma Blvd. Kingsville, TX, 78363 1-866-262-1615	1411 Bensdale Pleasanton, TX, 78064 1-866-361-4222



[DL Home](#)

[Internet Orientation](#)

[Faculty Resources](#)

[Student Resources](#)

**We're Available!**  
[Chat With Us Now](#)

[Frequently Asked Questions](#)

[Purchase Books](#)

 [Click Here to login to Student Email](#)

### Browser Downloads



[Safari](#)



[Mozilla Firefox](#)



[Google Chrome](#)

## Student Resources

This page provides Coastal Bend College students with resources needed for Distance Learning. You will find a list of various downloads from Internet Browsers to free plugins such as Acrobat Reader and Java as well as Online Tutorials. Our goal is to provide technical assistance to all students enrolled at Coastal Bend College. We provide you various ways to communicate with technical support staff including email, toll-free phone support, and online chat. Please feel free to navigate through these resources and links to learn more.

### Supported Browsers and Operating Systems

Click [here](#) to see if your browser and operating system is compatible with Blackboard.

### Internet Testing Policies

Be sure to [click here](#) to review the policies for Internet testing.

### Online Tutorials

[Blackboard](#)

[CampusConnect](#)

[Library Services](#)

[Student Email](#)

[Wireless Setup](#)

### Free Plug-ins

[Adobe Reader](#)

[Respondus Lockdown Browser](#)

[Java Plug-in](#)

[Flash Player](#)

[Shockwave](#)





## There is a problem with this website's security certificate.

The security certificate presented by this website was not issued by a trusted certificate authority.  
The security certificate presented by this website was issued for a different website's address.

Security certificate problems may indicate an attempt to fool you or intercept any data you send to the server.

**We recommend that you close this webpage and do not continue to this website.**

 [Click here to close this webpage.](#)



 [Continue to this website \(not recommended\).](#)

 [More information](#)





The login page for Coastal Bend College Student Email. It features the college's logo at the top, which includes a stylized blue '2' and the text "Coastal Bend College Student Email". Below the logo are two red arrows pointing to the "Username:" and "Password:" labels. The "Username:" label is followed by a text input field. The "Password:" label is followed by a text input field. Below these fields is a "Language:" dropdown menu currently set to "English". To the left of the login fields is a small icon of a white envelope with a red flag. Below the language dropdown are three checkboxes: "Use Web Messaging Lite", "Remember my username", and "Remember my password". A "Login" button is located at the bottom right of the form area.

Coastal Bend College  
Student Email

Username:

Password:

Language: English

☐ Use Web Messaging Lite

☐ Remember my username

☐ Remember my password

Login

Browser window showing the email interface for Coastal Bend College. The address bar displays <https://study.coastalbend.edu/default.aspx>. The page title is "Coastal Bend College". The user is logged in as "Coastal Bend College E...".

The interface shows the "INBOX (0/37)" folder selected. The left sidebar contains links to "New Folder", "Email", "Sent", "Address Books", "Calendar", "Rules", and "Preferences".

The email list displays the following information:

	From	Subject	Received	Size (kb)
<input type="checkbox"/>	Gmail Team	Gmail Confirmation - Send Mail as @study.coastalbend.edu	7/16/2012 4:13:14 PM	4
<input type="checkbox"/>	Erica Castillo	Student Rights	7/16/2012 9:10:44 AM	19
<input type="checkbox"/>	Erica Castillo	Tutoring Available	7/16/2012 8:29:24 AM	15
<input type="checkbox"/>	Erica Castillo	CBC Industry Expo July 19	7/11/2012 10:48:46 AM	2502
<input type="checkbox"/>	Erica Castillo	CBC Industry EXPO on July 19, 2012 2-5 p.m.	7/11/2012 9:12:13 AM	2502
<input type="checkbox"/>	Erica Castillo	Student Rights	6/28/2012 8:07:02 AM	18
<input type="checkbox"/>	Erica Castillo	Summer II Classes	6/27/2012 9:02:39 AM	13
<input type="checkbox"/>	Erica Castillo	Free Movie!!! CBC Courtyard	6/14/2012 10:09:34 AM	58

Page 1 of 5 (37 items)

The selected email details are as follows:

**Show Header** [Print](#) [Hide Envelope](#)

From: Gmail Team [Add to Address Book](#)  
To: @study.coastalbend.edu  
Date: Monday, July 16, 2012 4:13:14 PM  
Subject: Gmail Confirmation - Send Mail as @study.coastalbend.edu

You have requested to add @study.coastalbend.edu to your Gmail account.  
Confirmation code: 83879771

Before you can send mail from @study.coastalbend.edu using your Gmail account ( @gmail.com), please click the link below to confirm your request:

<https://mail.google.com/mail/f-95b76649eb-40study.coastalbend.edu-Y5zCyAGfLdLlgE412gAKpcNovg0>

If you click the link and it appears to be broken, please copy and paste it into a new browser window. If you aren't able to access the link, please log in to your Gmail account, and click 'Settings' at the top of any page. Open the 'Accounts' tab, and locate the email address you'd like to add in the 'Send mail as:' section. Then, click 'Verify,' and enter your confirmation code: 83879771

Thanks for using Gmail!

Sincerely,

The Gmail Team

If you did not make this request, or you don't want to add this email address to your Gmail account, no further action is required.  
@gmail.com cannot send messages using your email address unless you confirm the request by clicking the link above. If you accidentally clicked the link, but you do not want to allow @gmail.com to send messages using your address, click this link to cancel this verification:  
<https://mail.google.com/mail/g-95b76649eb-40study.coastalbend.edu-Y5zCyAGfLdLlgE412gAKpcNovg0>

To learn more about why you might have received this message, please





Confirmation Success! ←

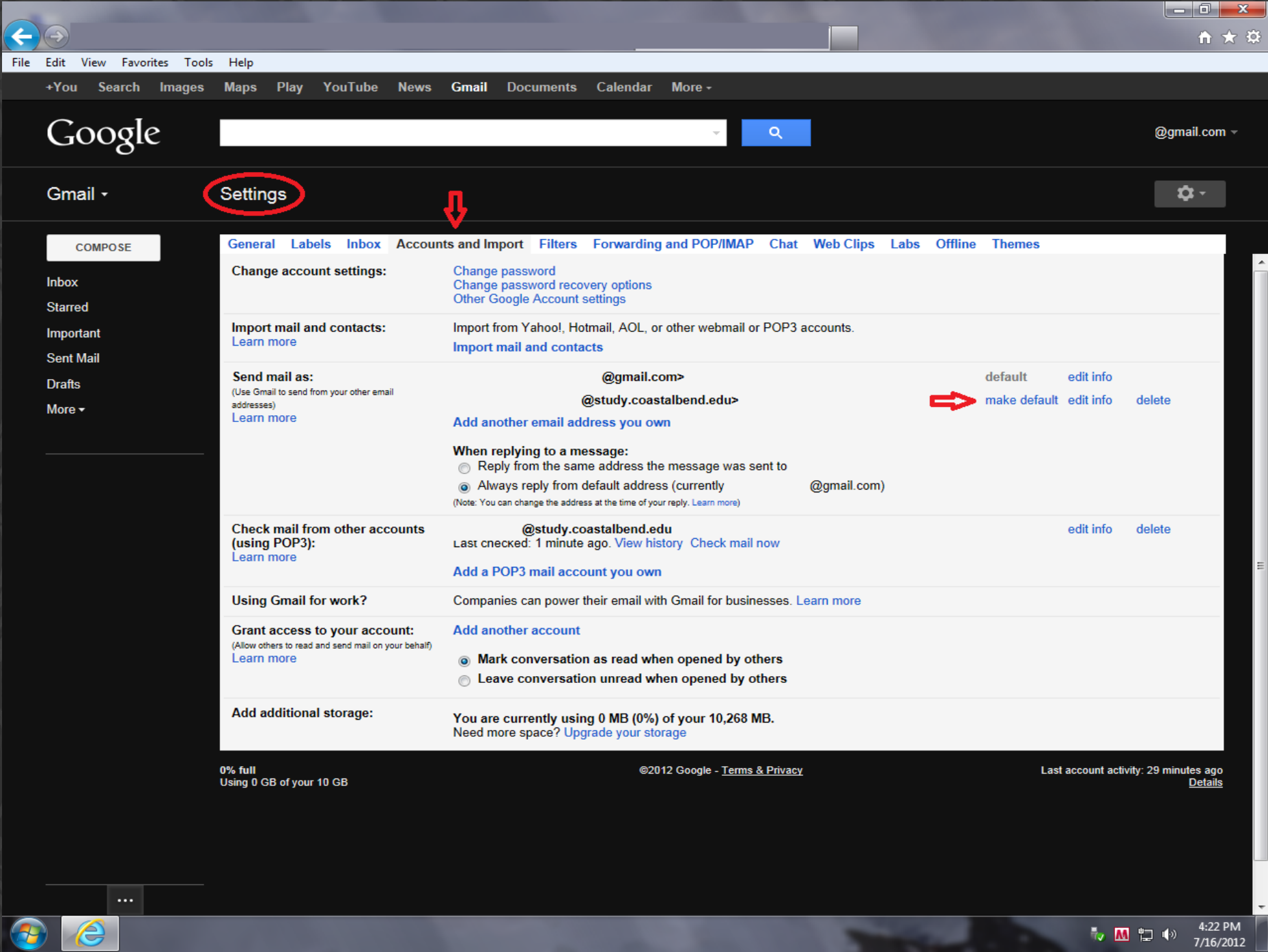
The Gmail user may now send mail as @study.coastalbend.edu.

Click here to return to your Gmail account: <http://mail.google.com>.

**SUCCESS!**

- Now that you have confirmed your GMAIL account, you can log out of your CBC email account.
- You are finished! You can log out of Gmail.
- Or, if you want to make your CBC email your default (primary) email, follow these last 2 steps! Default means that any mail you send will be marked as sent from your CBC account & NOT Gmail.

**Follow the red arrows!**



Google



@gmail.com

Gmail

Settings



COMPOSE

Inbox  
Starred  
Important  
Sent Mail  
Drafts  
More

General Labels Inbox Accounts and Import Filters Forwarding and POP/IMAP Chat Web Clips Labs Offline Themes

Change account settings:

[Change password](#)  
[Change password recovery options](#)  
[Other Google Account settings](#)

Import mail and contacts:

[Learn more](#)

Import from Yahoo!, Hotmail, AOL, or other webmail or POP3 accounts.

[Import mail and contacts](#)

Send mail as:

(Use Gmail to send from your other email addresses)

[Learn more](#)

@gmail.com>

@study.coastalbend.edu>

[make default](#)

[edit info](#)

default

[edit info](#)

[delete](#)

[Add another email address you own](#)

When replying to a message:

☐ Reply from the same address the message was sent to

☒ Always reply from default address (currently

@study.coastalbend.edu)

(Note: You can change the address at the time of your reply. [Learn more](#))

Check mail from other accounts (using POP3):

[Learn more](#)

@study.coastalbend.edu

Last checked: 2 minutes ago. [View history](#) [Check mail now](#)

[edit info](#)

[delete](#)

[Add a POP3 mail account you own](#)

Using Gmail for work?

Companies can power their email with Gmail for businesses. [Learn more](#)

Grant access to your account:

(Allow others to read and send mail on your behalf)

[Learn more](#)

[Add another account](#)

☒ Mark conversation as read when opened by others

☐ Leave conversation unread when opened by others

Add additional storage:

You are currently using 0 MB (0%) of your 10,268 MB.  
Need more space? [Upgrade your storage](#)

0% full  
Using 0 GB of your 10 GB

©2012 Google - [Terms & Privacy](#)

Last account activity: 30 minutes ago  
[Details](#)

...



4:23 PM  
7/16/2012

## CONGRATULATIONS!

You are finished syncing your CBC student email with your Gmail account!

Please wait a couple of hours for the data to transfer.

Gmail/Android users will be able to receive CBC emails directly to their phones!

